

FOCUS ON

# Pleiadi

design STUDIOPEPE

**CURRENTLY NOT AVAILABLE**

**Gallotti&Radice**




INTERIOR  
DESIGN


**archiproducts**<sup>®</sup>  
AWARDS  
**WINNER**  
SUSTAINABILITY

# Wall tiles



*Pleind*





### **RESPECTFUL OF NATURE**

Made of Cotton Tone, a composite material manufactured with cotton linters and clay. The natural finish is obtained in a low-tech process by mixing earth without artificial dyes or mordant.

### **SUSTAINABLE**

Linters are the short downy hairs or fuzz adhering to the cotton seeds. Pleiadi gives a new life and new use to what is generally considered a by-product of the cotton industry.

### **CLOSED PRODUCTION CYCLE**

Raw materials are manufactured by using water that is collected and reused in a closed cycle process.

### **FULLY RECYCLABLE**

Thanks to its re-usability, materials can be reclaimed to create new products.

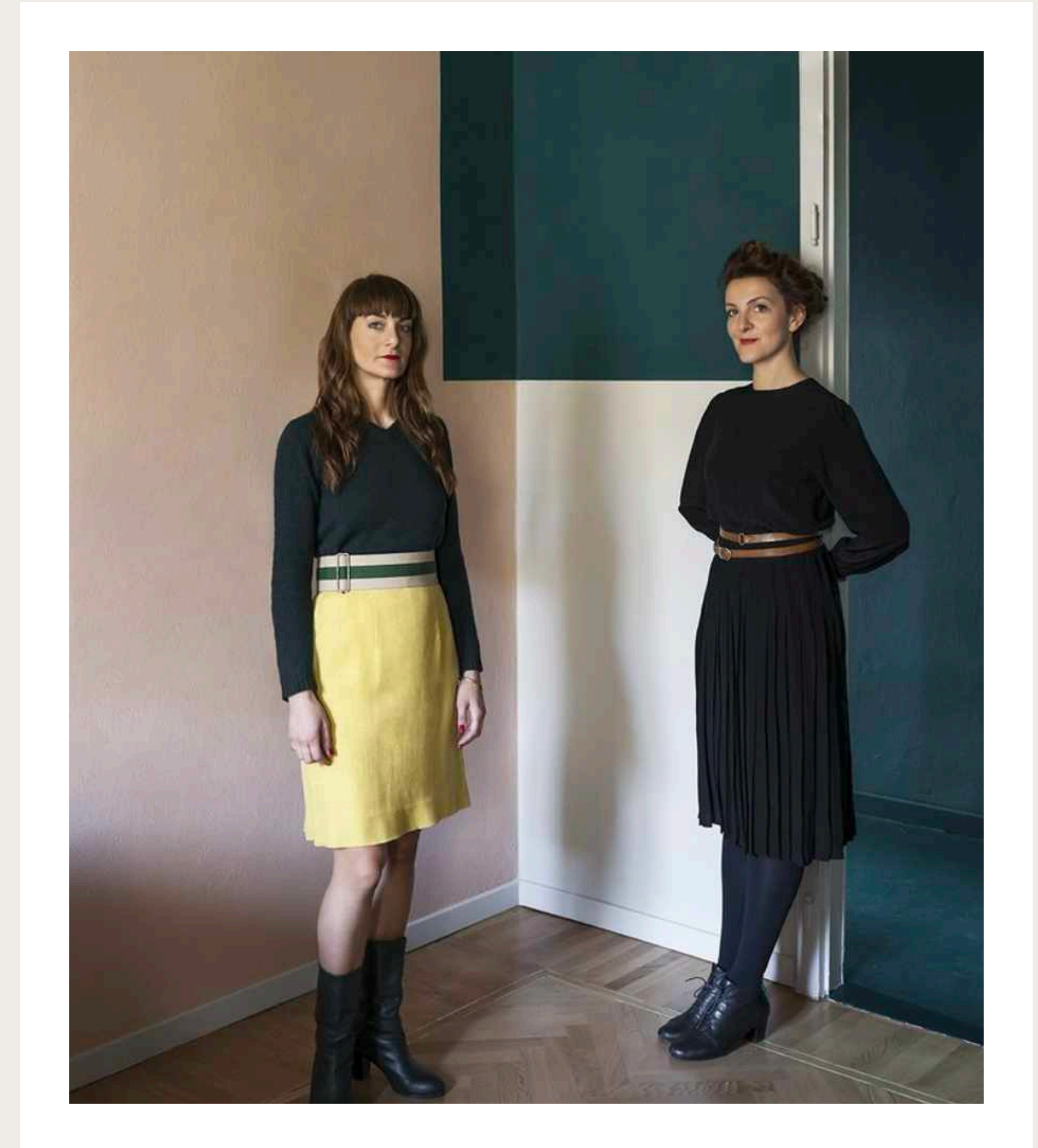
### **ACOUSTIC PERFORMANCE**

The cellulose composition of Pleiadi products guarantees high sound absorption performance against extremely low thicknesses.

**STUDIOPEPE.**

Studiopepe is a design agency founded in Milan in 2006, by Arianna Lelli Mami and Chiara Di Pinto. Studiopepe's focus is on design and research through the use of a multidisciplinary approach: this includes **architecture** and **interior design** (retail, hotels, private commissions), **product design** and **creative direction**.


The language they use for their designs is stratified and eclectic, uniting poetic vision and rigorous design. Art, installations, study of formal archetypes, experiments with materials and the dialogue between opposites are some of the themes developed by the Studio.



**DESIGN INSPIRATION**

Among others, Studiopepe took inspiration from the three-dimensional architectural surfaces in ceramics designed by Gio Ponti in the 1970s.

They also looked to wall textures used by Oscar Niemeyer, interpreting them in a randomised pattern that can be repeated infinitely.



*Gio Ponti*



*Oscar Niemeyer*



*Carlo Scarpa*



*Jan Schoonhoven*

## FOCUS ON | PLEIADI

### DETAILS AND INSTALLATION

The acoustic and decorative tiles (20 by 20 centimetres) can be glued to the wall or ceiling either in uniform repetition or by freely combining single modules.

For a proper gluing it is advisable to apply glue strips of at least 5mm in thickness and a width between 5 and 10mm.

It is recommended to spread the glue along the whole perimeter of the figure and in the center.

'Pattex No More Nails' is the recommended glue.

### CLEANING AND MAINTENANCE

Pleiadi must be cleaned with a dry cloth, taking care not to cut or damage the surface.

Minor damages to the tiles have little impact on the overall aesthetics, as it is homogeneous throughout its volume.

In the event of substantial damage, tiles can be replaced individually.

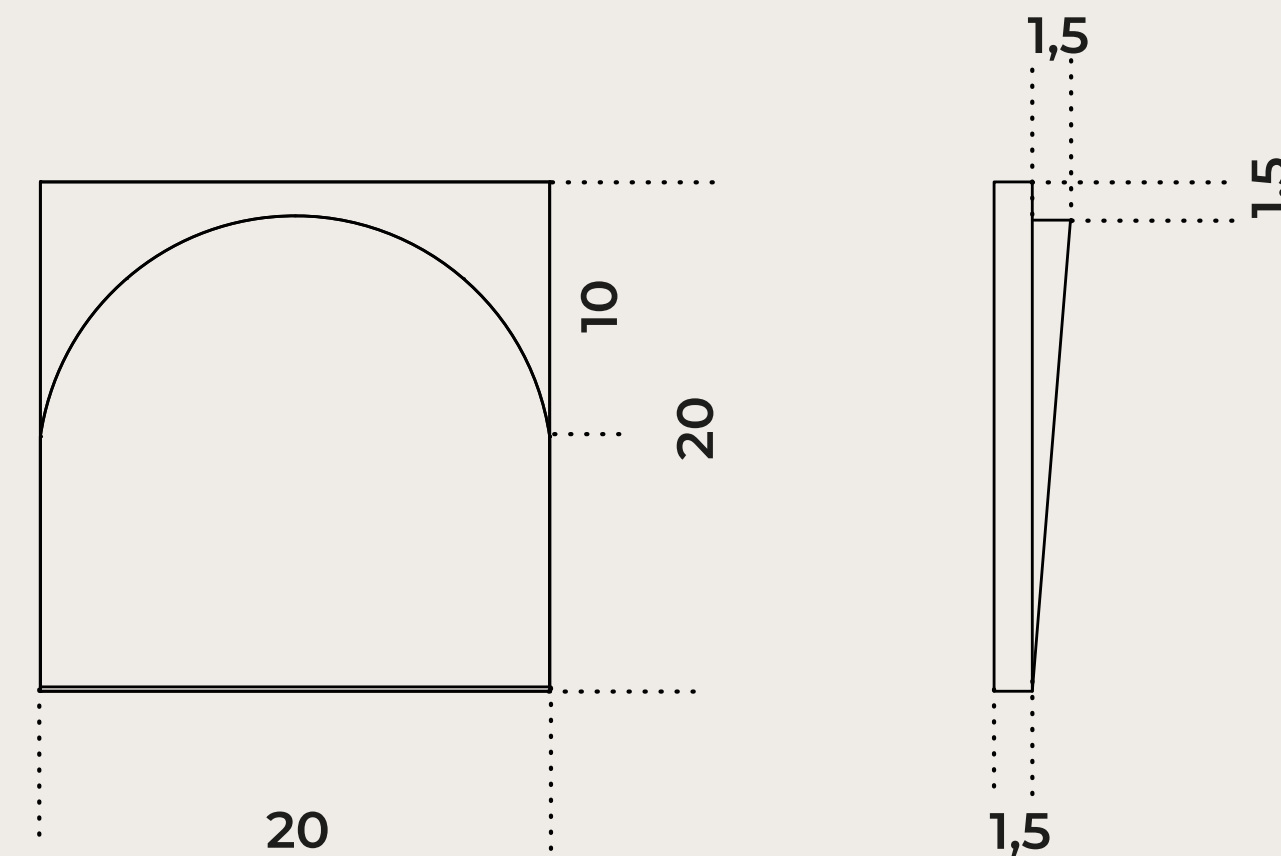
#### Dimension of single tile

| Cm          | Inches       |
|-------------|--------------|
| 20 x 20 x 3 | 8" x 8" x 1¼ |

#### Finish


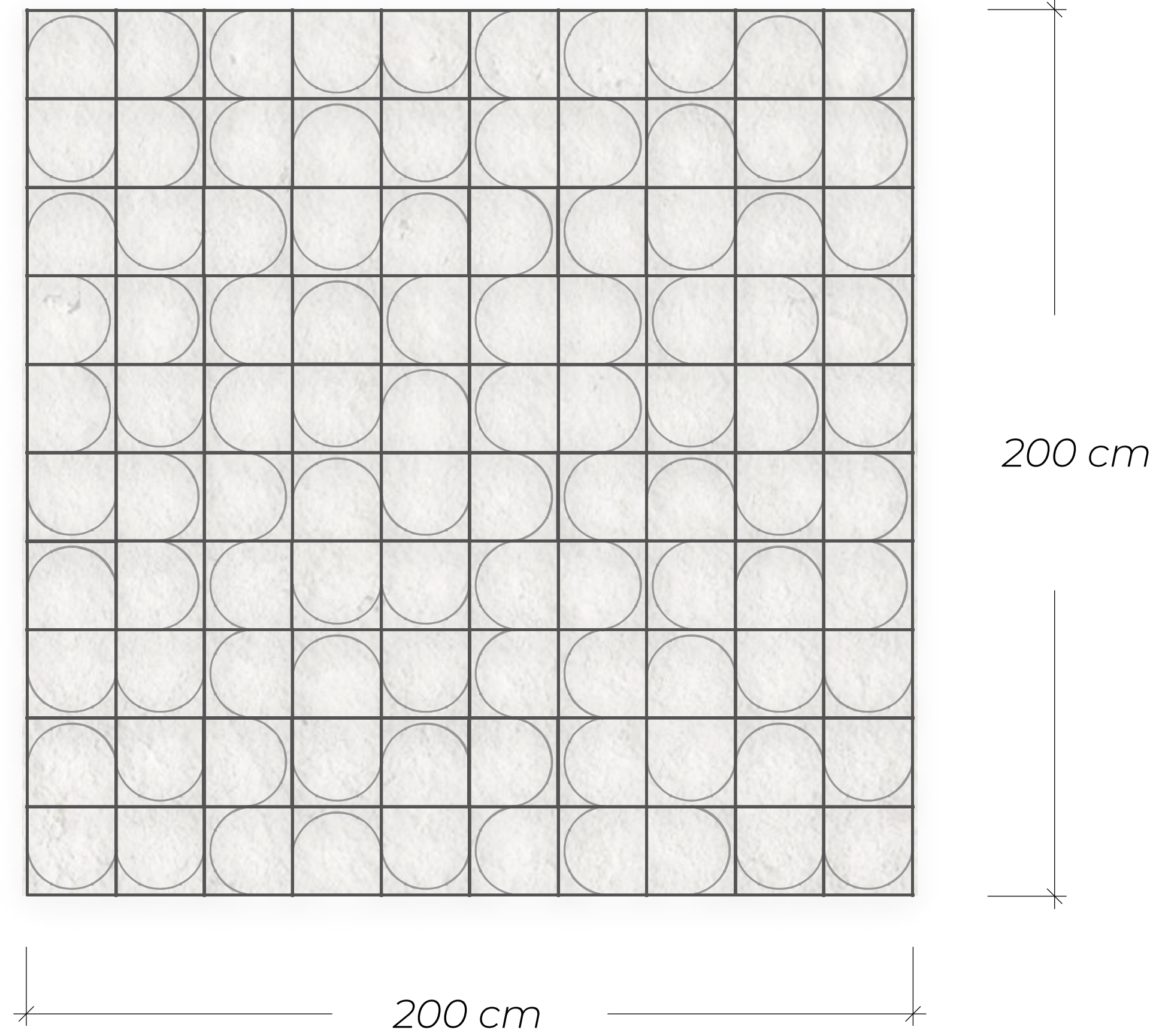


NATURE







FOCUS ON | PLEIADI

EXAMPLE OF RANDOM CONFIGURATION



EXAMPLES OF REGULAR CONFIGURATIONS







**Gallotti&Radice**